


Edge Light Sign Board

The most effective advertisement display

AL2 Type

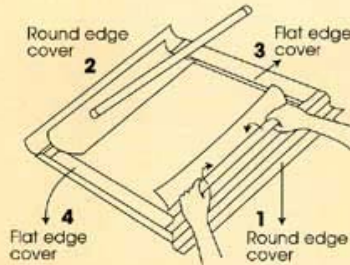
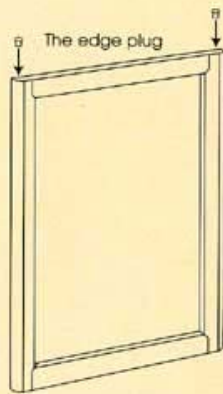


- Clip-in design for quick installation
- Elegant
- Slim Profile
- Even Brightness
- Easy Graphic Change
- High Power Factor Electrical Ballast (98% PF)

AL2 Edge Light System with Aluminium Frame

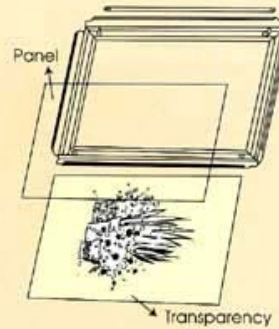
AA / A0 / A1 / A2 Use Instruction

REPLACEMENT OF TUBE



- Step1: Remove the 2 edge plugs.
- Step2: Open all edge covers in order.
- Step3: Raise the tube-cover and turn the tube, then take it out and replace a new one.
- Step4: Turn the tube about a half circle. Assemble the sign board in reverse way.

REPLACEMENT OF FILM



- Step1: Same way to open the edge covers.
- Step2: Remove the plastic panel and replace the transparency with a new one.
- Step3: Assemble the sign board in reverse way.

Item No.	AA	A0
Viewing	Single Side Viewing	Single Side Viewing
Body Size (m/m)	1630x1116x42	1339x974x42
Viewing Area (m/m)	1506x996	1215x854
Weight (Kgs)	50.0	27.3
Consuming Power	35Wx2	28Wx2
Tube Size	ø16x1449L(T-5)	ø16x1149L(T-5)
Avg. Life	10000hrs	10000hrs

Item No.	A1	A2
Viewing	Single Side Viewing	Single Side Viewing
Body Size (m/m)	1035x725x42	690x540x42
Viewing Area (m/m)	911x605	566x420
Weight (Kgs)	15.0	9.0
Consuming Power	21Wx2	14Wx2
Tube Size	ø16x849L(T-5)	ø16x549L(T-5)
Avg. Life	10000hrs	10000hrs

- Standard size (AA, A0, A1, A2).
- Custom sizes and colours are available.
- Different tube is available.



ICL International Components

Hixon Industrial Estate, Hixon, Stafford ST18 0PY Telephone: Weston (01889) 271135 Fax: (01889) 271183