

Edge Light Sign Board

The most effective advertisement display

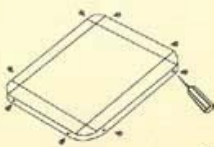
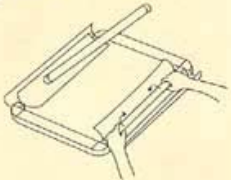
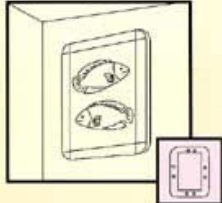
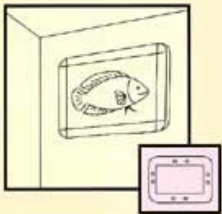
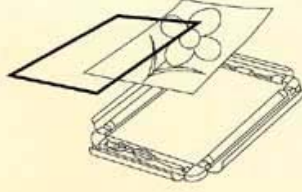

AL1 Type



- Easy Graphic Change
- Even Brightness
- Elegant
- Slim Profile
- Quick Installation
- High Power Factor Electrical Ballast (98% PF)

AL1 Edge Light System with Aluminium Frame

A0 / A0 1/2 / A1 / A2 Use Instruction

REPLACEMENT OF TUBE	REMARKS	REPLACEMENT OF FILM
<ul style="list-style-type: none"> Step1: Use screwdriver to release all the edge screws.   <ul style="list-style-type: none"> Step2: Open all edge covers. Step3: Raise the tube-cover and turn the tube, then take it out and replace a new one. Step4: Turn the tube about a half circle. Assemble the sign board in reverse way. 	  <ul style="list-style-type: none"> Hang up vertically or horizontally on the wall. 	 <ul style="list-style-type: none"> Step1: Use screwdriver to release all the edge screws. Step2: Open all edge covers. Step3: Remove the plastic panel and insert a transparent sheet. Step4: Assemble the sign board in reverse way. 

Item No.	A0	A0 1/2
Viewing	Single Side Viewing	Single Side Viewing
Body Size (m/m)	1325x958x42	1325x525x42
Viewing Area (m/m)	1190x823	1190x397
Weight (Kgs)	27.0	16.0
Consuming Power	40Wx2	40Wx2
Tube Size	ø29x1198L	ø29x1198L
Avg. Life	8000hrs	8000hrs

Item No.	A1	A2
Viewing	Single Side Viewing	Single Side Viewing
Body Size (m/m)	1025x710x42	705x523x42
Viewing Area (m/m)	895x581	578x397
Weight (Kgs)	14.0	7.4
Consuming Power	30Wx2	20Wx2
Tube Size	ø29x895L	ø29x580L
Avg. Life	8000hrs	8000hrs

• Custom sizes and colours are available.



icl International Components

Hixon Industrial Estate, Hixon, Stafford ST18 0PY Telephone: Weston (01889) 271135 Fax: (01889) 271183