


Edge Light Sign Board

The most effective advertisement display

AP1 Type - Double Sided Viewing



- Easy Graphic Change
- Even Brightness
- Elegant
- Slim Profile
- Quick Installation
- Low Power Consumption

AP1 Edge Light System with Plastic Frame

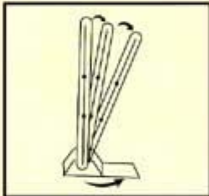
A3/A4 Use Instruction

FILM REPLACEMENT



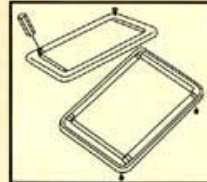
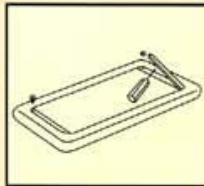
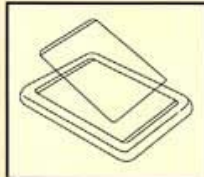
- Open the top cover by pressing the edge bar
- Replace the film
- Press down the edge bar slightly to close the top cover

ANGLE ADJUSTMENT




- Open the lower flap to enlarge the base stand area
- Loosen the screws and adjust freely the panel angle backward up to 17 degree

TUBE REPLACEMENT




- Remove the plastic panel then use screwdriver to lift up the lower bar
- Loosen the screws and take off the front frame
- Replace the tube
- Assemble the sign board in reverse way

USES OF SUPPORTING STANDS



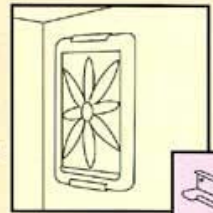
Use base stand for displaying on the table



Use M stand for hanging on the ceiling



Use M stand for hanging on the wall



Use J stand for hanging on the wall.

Item No.	A3	A4
Viewing	Double Side Viewing	Double Side Viewing
Body Size (m/m)	515x365x32	382x275x32
Viewing Area (m/m)	415x287	291x203
Weight (Kgs)	8.5	2.2
Consuming Power	13Wx2	8Wx2
Tube Size	ø16x450L	ø16x287L
Avg. Life	6000 hrs	6000hrs
Accessories	base stand	base stand

- Custom colours are available.



ICL International Components

Hixon Industrial Estate, Hixon, Stafford ST18 0PY Telephone: Weston (01889) 271135 Fax: (01889) 271183